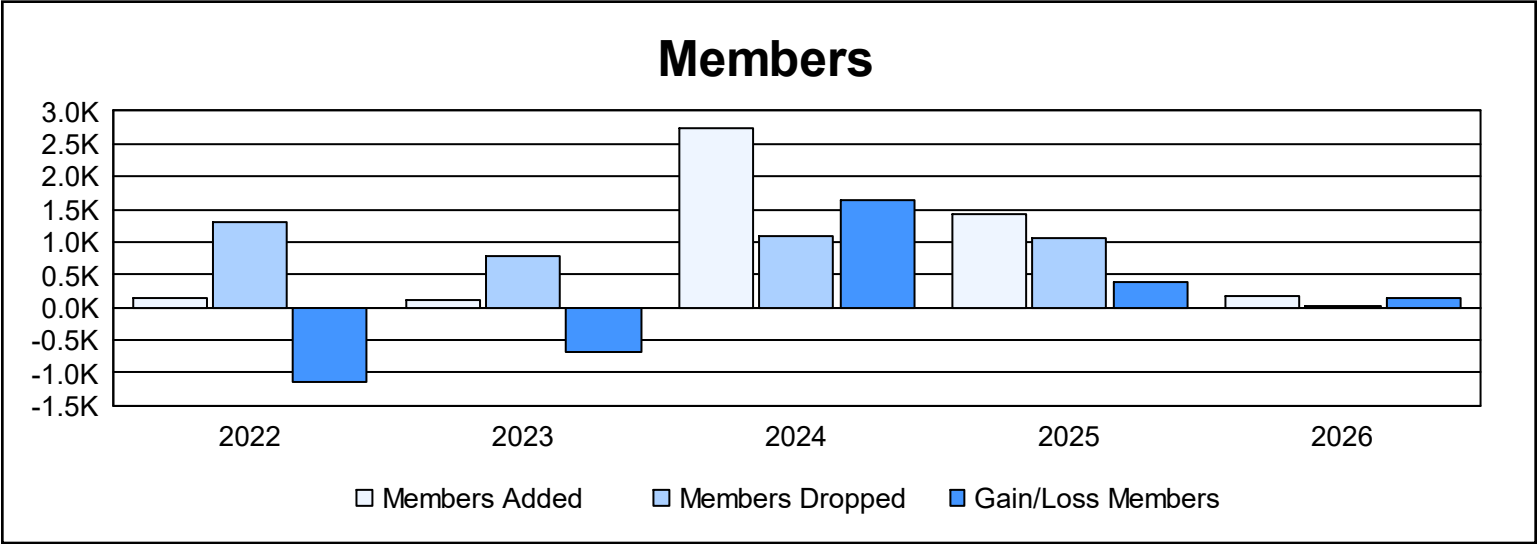
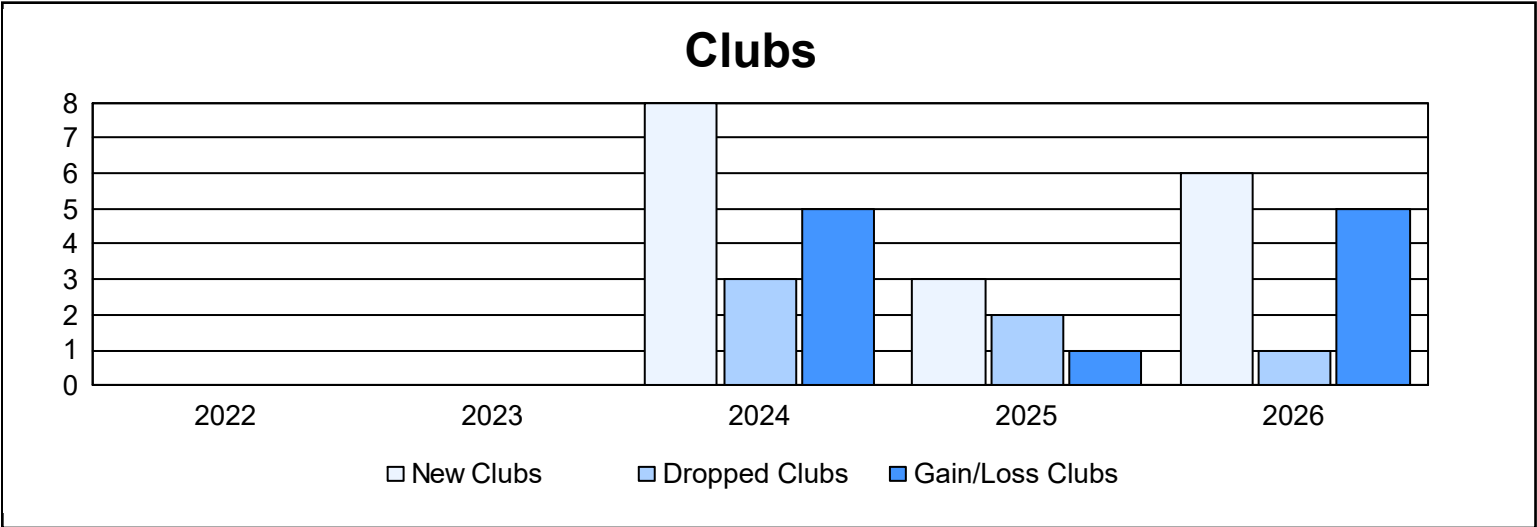
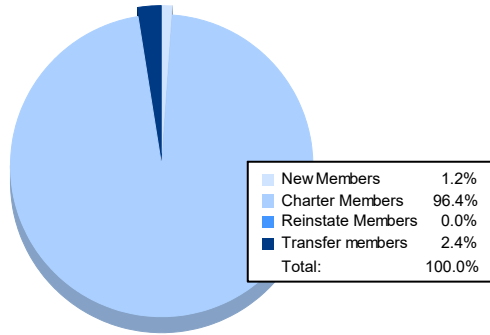


Year	New Clubs	Dropped Clubs	Gain/ Loss Clubs	New Members	Charter Members	Reinstate Members	Transfer Members	Total Member Added	Total Members Dropped	Gain/ Loss Members
2021-2022	0	0	0	6	59	15	71	151	1,293	-1,142
2022-2023	0	0	0	6	35	0	58	99	779	-680
2023-2024	8	3	5	2,360	239	6	123	2,728	1,075	1,653
2024-2025	3	2	1	1,233	88	3	116	1,440	1,059	381
2025-2026	6	1	5	2	161	0	4	167	14	153
Average	3	1	2	721	116	5	74	917	844	73



Membership Composition

December 2025 Cumulative



Gender Composition

December 2025 Cumulative

